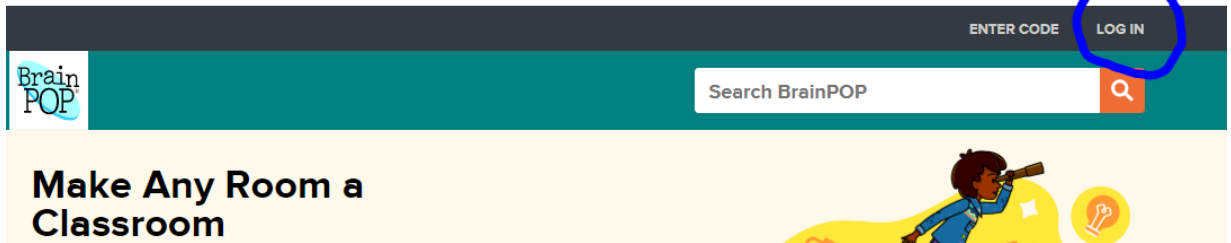


Go to <https://www.brainpop.com/>



Login to BrainPop

A screenshot of the BrainPOP login form. It features a teal background. The form has two input fields: 'Username:' with the text 'jwick1234' and 'Password:' with a masked password represented by ten black dots. Below the input fields is an orange 'Log in' button.

Your login to Brainpop:

Username: is your username

Password: Rockvale1

Ex: If John Wick's username is jwick1234 he would login with the following:

Username: jwick1234

Password: Rockvale1

Individual Account Registration

Don't have a class code from your teacher yet? [Log out](#).

You'll now be able to keep track of the movies you've seen, quizzes you've taken, and games you've played on BrainPOP. You can save your work and send it to your teacher for feedback.

To get started, you'll need to choose a security question and image, then enter the class code your teacher gave you.

Security question

Choose a question we can ask you in case you forgot your password.

What is your favorite subject? ▼

Answer

What's the answer to your security question?

social studies ✓

Security image

Choose an image. You will need to get your password in case you forget.



Enter Class Code

Create Account

Choose a security question and avatar.

ENTER the CLASS CODE that your teacher provides.

Click CREATE ACCOUNT

Click LOGIN

Individual Account Registration

Congratulations!



You've successfully set up your My BrainPOP account.

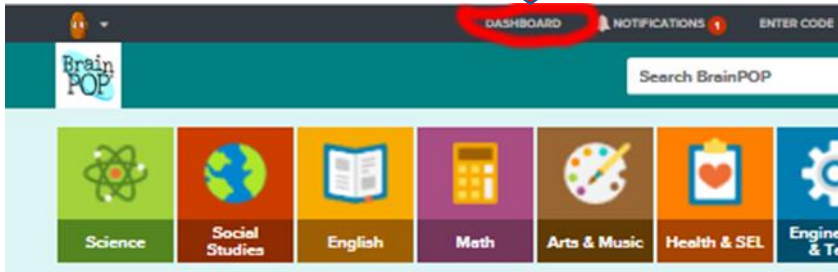
Remember, your username is:

jwick1234

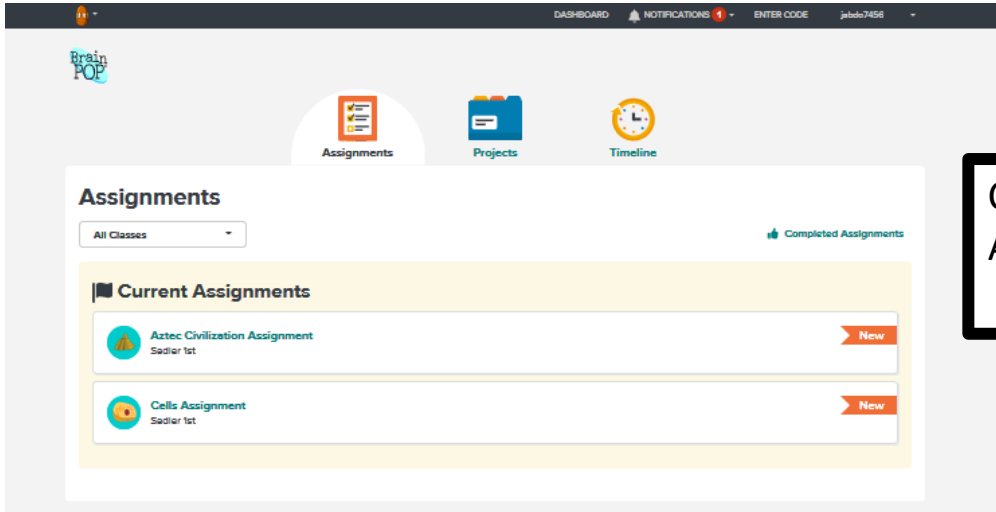
Use it to log in from now on.

Go ahead and log in to get started!

LOG IN



Click
DASHBOARD
in the menu



Click on
Assignment